

Locking levers for CLIQ® universal locking cylinders

Direction of locking lever

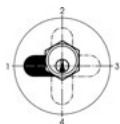




Locking lever path
from closed
to open










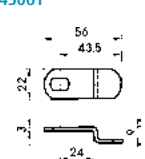
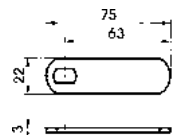
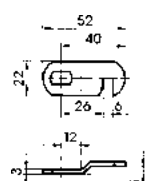
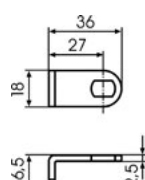
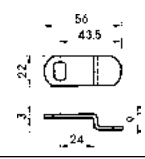
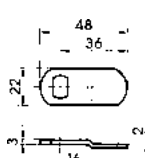
Universal locking cylinders N320, AUS=1 , N923 , V320, AUS=1 , V923 , .320+CLIQ, AUS=1 , .923+CLIQ									
Locking lever finish: galvanised									
Part No.	SST=1-2	SST=1-4	SST=2-1	SST=2-3	SST=3-2	SST=3-4	SST=4-1	SST=4-3	
SLHB=1645009 (Standard locking lever) 	✓	✓	✓	✓	✓	✓	✓	✓	
SLHB=1645011 	✓	✓	-	-	✓	✓	-	-	
SLHB=1645042 	✓	✓	-	-	✓	✓	-	-	
SLHB=1645043 	✓	✓	-	-	✓	✓	-	-	
SLHB=1645044 	✓	✓	✓	✓	✓	✓	✓	✓	
SLHB=1645045 	✓	✓	✓	✓	✓	✓	✓	✓	
SLHB=1645050 	✓	✓	-	-	✓	✓	-	-	
SLHB=1645058 	✓	✓	-	-	✓	✓	-	-	

* When ordering please quote us article No. [1905](#) and desired locking lever version (e.g. [SLHB=1645011](#))
from closed – to open (✓=possible locking directions)

Direction of locking lever



 Locking lever path from closed to open


Universal locking cylinders N320, AUS=1 , N923 , V320, AUS=1 , V923 , .320+CLIQ, AUS=1 , .923+CLIQ										
Locking lever finish: galvanised										
										
Part No.	SST=1-2	SST=1-4	SST=2-1	SST=2-3	SST=3-2	SST=3-4	SST=4-1	SST=4-3	Surcharge	
SLHB=1645061 	✓	✓	-	-	✓	✓	-	-		
SLHB=1645065 	✓	✓	-	-	✓	✓	-	-		
SLHB=1645066 	✓	✓	-	-	✓	✓	-	-		
SLHB=1645069 	✓	✓	-	-	✓	✓	-	-		
SLHB=1645073 	-	-	✓	✓	-	-	✓	✓		
SLHB=1645074 	-	-	✓	✓	-	-	✓	✓		

*When ordering please quote us article No. [1905](#) and desired locking lever version (e.g. [SLHB=1645011](#)).
 from closed – to open (✓=possible locking directions)