

# Electric strikes from effeff



Unistrike locking  
Model 9338

  
ASSA ABLOY

Compact mortise mounting – easy surface mounting

Experience a safer  
and more open world



# The Unistrike 9338 supplementary locking

## The technology

Compact locking with low installation depth.

**The innovative Unistrike 9338 locking is an elegant, universal solution.**

It is used in doors as an access control locking system, as well as on hatches, cabinets or lockers. The application ranges from companies, practices, law firms or hotels to hospitals and laboratories. The compact solution combines an electric strike of model series 138T ProFix® with a magnetic bolt counterpart. Thanks to its low installation depth, it is particularly suitable for modern, narrow door designs.

**Low installation depth and subsequent adjustment options**

The newly developed magnetic bolt counterpart is significantly more compact than other solutions on the market. After installation, the bolt can be adjusted to the door situation using the FaFix® adjustment options on the electric strike and counterpart. The bolt used is particularly quiet due to its good sliding properties and does not require any lubrication. As an integrated solution, Unistrike offers greater tamper protection compared to conventional holding magnets. And as a surface-mounted solution, it is ideal for retrofitting.

Example of application areas:

- Doctor's offices
- Loyar's offices
- Hotels
- Washrooms
- Interlocking systems
- Pass-through laboratory shelves



Switch



Access control



Building management

The 9338 locking offers many possibilities of activation:



Telephone system



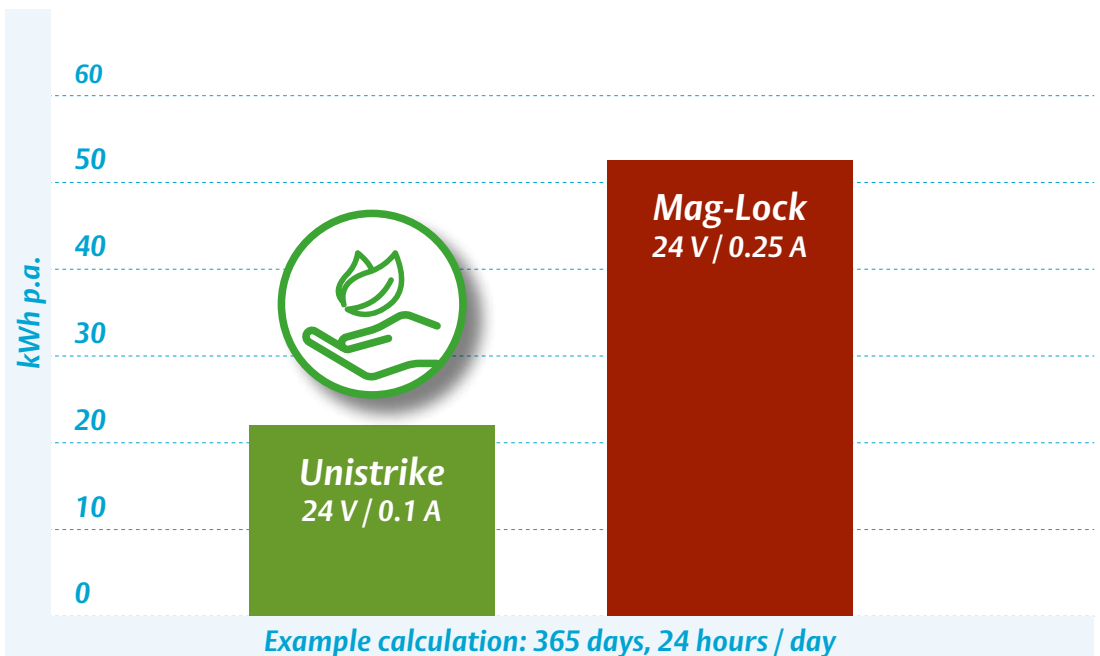
Luminous call system

# The integrated solution: Complete integration – continuous surface

The concealed solution offers particularly high tamper protection.



Unistrike consumes much less energy compared to conventional magnets.



## The integrated solution: Complete integration – continuous surface



Unistrike is fully integrated into both the door leaf and its frame. Unlike conventional counterparts, the magnetic bolt no longer projects from the door leaf; it is fully sunk into the leaf instead. This ensures completely flat surfaces with no mechanical elements protruding. The integrated design creates a clear-cut, highly discreet visual effect on an architectural level. The retractable bolt enables the use of ProFix®2 technology – with special advantages for the entire

locking system: the ProFix® design eliminates the latch run-in edge on the frame or strike plate. A strike plate with lip is no longer required. The electric strike is fully integrated into the closed profile and the door seal surface remains completely intact. Among other things, this makes it easier to clean the door element and thus also meets the increased hygiene requirements that are necessary in the medical sector.

The magnet bolt counterpart is integrated in the door leaf.



### Overview of advantages


- Security: high level of tamper protection due to completely integrated solution
- Break-in resistance: 3000 N
- Design: concealed installation, not visible when door is open
- Very silent due to magnetic bolt activation at door closed position
- Magnetic bolt does not cause any wear/abrasion on the door frame
- User-friendly: low opening force and no closing force required
- Easy cleaning of the door element: continuous surface
- Easy installation:
  - FaFix® adjustment possibility on electric strike and counterpart
  - no large cut out in the frame
  - no strike plate with lip required
  - simple wiring only in the door frame
- Fail locked or fail unlocked version available
- Optional: Monitoring contact

# The surface-mounted solution: Quickly installed alternative for suitable retrofitting

The surface-mounted solution is easy to install and visually discreet.



Retrofitting is also child's play with the right accessories.



## The surface-mounted solution: Quickly installed alternative for retrofitting



The surface-mounted variant is the ideal alternative to the holding magnet for retrofitting. The compact design is visually appealing and can be installed in a wide variety of ways: mounted on hinge side or non-hinge side, on wood, glass or metal.



Unistrike offers several advantages compared to conventional holding magnets:

### Overview of advantages



- Security: greater tamper protection as it is integrated into the casing
- Break-in resistance: 3000 N
- Very silent due to magnetic bolt activation at door closed position
- Design: small and compact design
- Versatile: different installation types possible
- Sustainable: less power, weight and material consumption than traditional magnets
- User-friendly: low opening force and no closing force required
- Easy installation:
  - Simple wiring only in the door frame
  - FaFix® adjustment options on the electric strike and on the counterpart
- Can be used with fail-unlocked or fail-locked
- Optional: Monitoring contact

The surface mounting of Unistrike is extremely easy and fast:

**On metal doors:**

**On wooden doors:**

**On glass doors:**



# The 9338 model range

## Item and ordering information



### Complete set with strike plate (160x24x3mm)

Electric strike with protection diode.

Item/feature	Order No.
Magnetic bolt counterpart with fail-unlocked strike 138TQ53 and stainless steel strike plate no. 34G	9 3 3 8 - - - 3 4 G 3 5 * * 1

Voltage  
12 V DC  
24 V DC

E9	F9
----	----



### Complete set with strike plate (160x24x3mm)

Electric strike with monitoring contact and protection diode.

Item/feature	Order No.
Magnetic bolt counterpart with fail-unlocked strike 138TQ63 and stainless steel strike plate no. 34G	9 3 3 8 R R - 3 4 G 3 5 * * 1

Voltage  
12 V DC  
24 V DC

E9	F9
----	----



### Set without strike plate

For flexible use with effeff brand ProFix®2 strike plates or for mounting in the surface-mounted casing.  
Electric strike with protection diode.

Item/feature	Order No.
Magnetic bolt counterpart with fail-unlocked strike 138TQ53	9 3 3 8 - - - - - * * 1

Voltage  
12 V DC  
24 V DC

E9	F9
----	----



### Set without strike plate

For flexible use with effeff brand ProFix®2 strike plates or for mounting in the surface-mounted casing.  
Electric strike with monitoring contact and protection diode.

Item/feature	Order No.
Magnetic bolt counterpart with fail-unlocked strike 138TQ63	9 3 3 8 R R - - - - - * * 1

Voltage  
12 V DC  
24 V DC

E9	F9
----	----



### Magnetic bolt counterpart

For use in combination with electric strikes in the 118T/138T/148T range

Item/feature	Order No.
Magnetic bolt counterpart	9 3 3 8 - - - - - 0 0

### Note:

Versions are also available with fail-locked strikes: Model range **9318**.

### Example:

Order code for a complete set, 10-24 V AC/DC **9318---34G35A71**.

### Please note:

The magnetic bolt counterpart function will only work with electric strikes from the 138T, 118T and 148T range.

You can find technical data on electric strikes online: [www.assaabloyopeningsolutions.de](http://www.assaabloyopeningsolutions.de)





# The 9338 model range

## Item and ordering information



### Surface-mounted casing 9338 for electric strikes

Order the appropriate electric strike set without strike plate for the surface-mounted casing.

Item/feature	Order No.
Surface-mounted casing 126 x 40 x 30 mm	9 3 3 8 - - - - 1 N - 9 1 0 0



### Surface-mounted casing 9338 for magnetic bolt counterpart

The magnetic bolt counterpart can be easily fastened in the surface-mounted casing.

Included in delivery: 1 x surface-mounted casing with mounting bracket and mounting screws for the magnetic bolt counterpart

Item/feature	Order No.
Surface-mounted casing 126 x 30 x 30 mm	9 3 3 8 - S E T - - - - 9 1 0 0



### Spacer plates

Spacer plates for placing underneath, suitable for both surface-mounted casings.

Item/feature	Order No.
Spacer plate set 1 x 5mm thick, 3 x 2 mm thick	9 3 3 8 - 4 - - - - - 9 1 0 0
Spacer plate 1 x 5 mm	9 3 3 8 - 6 - - - - - 9 1 0 0



### Mounting bracket

L-shaped mounting bracket for mounting the surface-mounted casing 9338----1N-9100 on the door frame.

Included in delivery: 1 x mounting bracket with fixing material

Item/feature	Order No.
Mounting bracket	9 3 3 8 - 3 - - W 1 - 9 1 0 0



### Adhesive set

Two-component adhesive, consisting of adhesive and activator.

Item/feature	Order No.
Installation using adhesive without mixing two components (adhesive and activator).	7 6 0 - R K 1 5 0 0 - - - 0 0



### Screening plate set

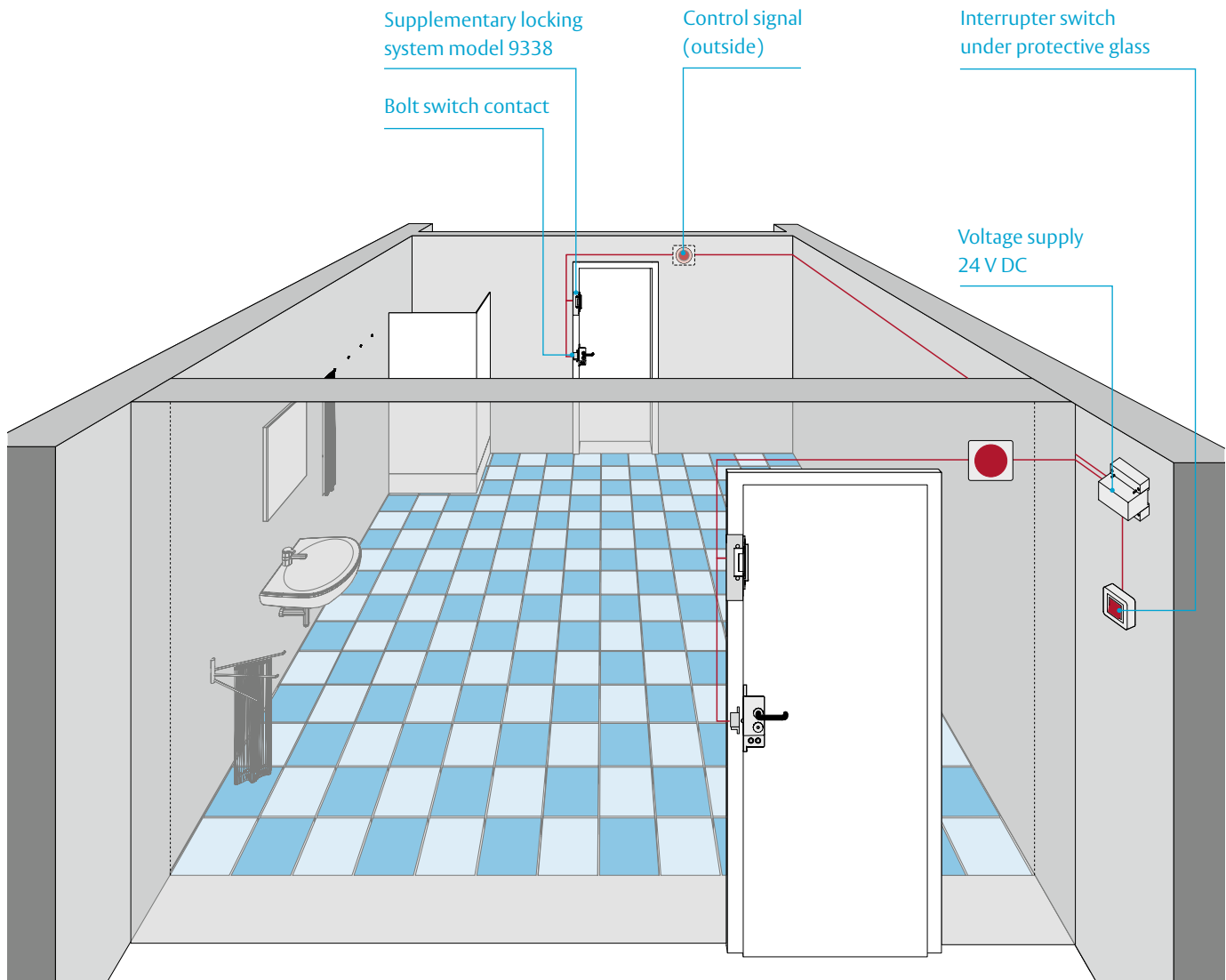
Self-adhesive screening film to cover the bonding surface when mounted on glass surfaces. Consists of two screening films and one cleaning cloth.

Technical data	
Screening panel adhesive foil dimensions	
Magnetic bolt casing	128 x 32 mm
Electric strike casing	128 x 46 mm

Feature	Order No.
Screening plate set	9 3 3 8 - 5 - - - - - 9 1 0 0

# Supplementary locking system model 9338

## Example installation of shared bathroom solution



### Description of function:

The two opposite doors are closed but not locked in their initial state and can be opened at any time. As soon as a user locks the room from the inside, the bolt switch contact installed opposite the dead bolt is actuated. The electric strike on the opposite door is activated by this bolt switch contact and locks this door. The control signal in front of the door in the other room indicates that the door is locked. When the user leaves the room again, the door is unlocked mechanically while the bolt switch contact releases the opposite door electrically at the same time. The bathroom can now be freely accessed from both rooms again. The doors can be opened mechanically with an emergency key in case of an emergency. This key also unlocks and opens the opposite door at the same time. The electric locking system can also be released

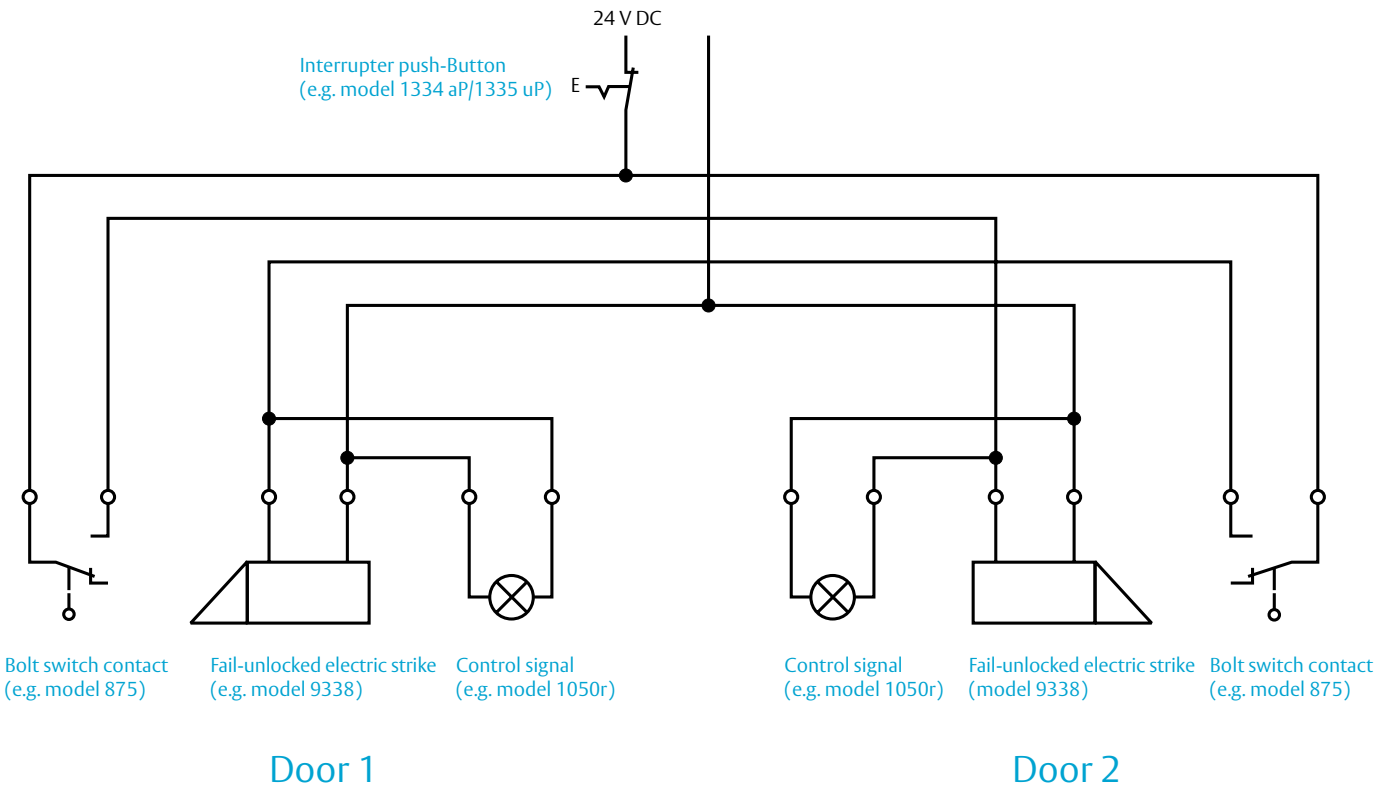
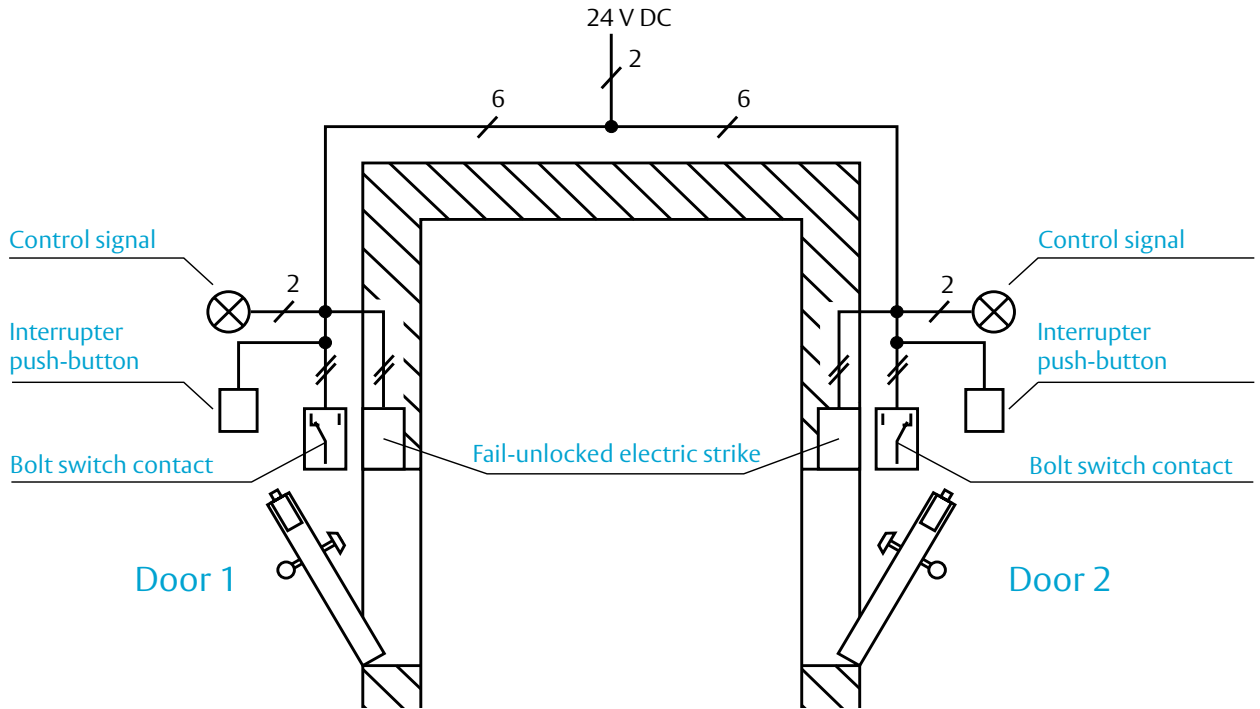
using an optional interrupter switch. The door can be opened in the event of a power failure or if released by the interrupter switch.

### Equipment/components

- 2 x supplementary locking system 9338...F91 (24 V DC)
- 2 x bolt switch contact 875-10
- 2 x bathroom lock N1001
- 2 x strike plates
- 1 x voltage supply 1003-24-1.25-20
- 2 x control signal, red 1050R-uP
- Optional interrupter switch (flush-mounting: 1334 / surface-mounting: 1335)

# Supplementary locking system model 9338

## Connection instructions



# Everything fits: Components and systems for every door, for the complete building

There is always a crucial question for planners and architects relating to security technology for public and commercial building applications: When you put everything together, does it work as an ensemble? With the numerous different components and systems that can be used in a property, you must be sure that you

can answer 'Yes' to this question and it is confirmed in reality. From the locking system to access control and escape route technology, with ASSA ABLOY, all products, systems and solutions are harmonised so that they work reliably and in concert throughout the entire property.


## MEDIATOR®

The multifunctional, self-locking locking solution for internal and external doors with integrated locking notification.



## Mechatronic master key systems

eCLIQ is the new generation of electronic locking systems. It is based on the proven CLIQ technology used worldwide.



## Mechanical locking systems

The IKON is a comprehensive type program of high-quality locking cylinders covering all areas of application in a building.



## Escape route technology

Modern escape door control systems offer safety and security.



*Only someone who understands the "door" system can offer the right solution for every requirement. Our recommendation: ask your project consultant at ASSA ABLOY!*

Regardless of the types of doors: single or double-leaf doors, internal doors, entrance or facade doors, fire doors, special doors or multifunctional doors, when it comes to products and solutions from ASSA ABLOY: everything fits!

Regardless of which special technologies and equipment are used. Of course, this also pertains to the sophisticated design, high product quality and the good price/performance ratio.



#### Door closer

A comprehensive series of door closers in reduced, consistent design covering nearly all applications.



#### Commercial and public building locks

OneSystem: an innovative program of mechanical locks specially designed for public and commercial building applications.



#### Electric strikes

Whether standard application, fire door or retrofitting: electric strikes offer the right solution.



#### Panic bars

Panic touch bars and panic push bars for use in smoke doors, fire doors and escape doors.

The ASSA ABLOY Group is the global leader in access solutions. Every day we help people feel safe, secure and experience a more open world.

**ASSA ABLOY**  
Opening Solutions

ASSA ABLOY  
Sicherheitstechnik GmbH  
Bildstockstraße 20  
72458 Albstadt  
GERMANY  
Tel. +49 7431 123-700  
albstadt@assaabloy.com  
www.assaabloyopeningsolutions.de