

# Escape route technology from effeff



ePED® display door terminal

  
ASSA ABLOY

The design-oriented escape door terminal

Experience a safer  
and more open world

*The “little green box” is a thing of the past: the new terminal impresses with its elegant, innovative design.*



## Ground-breaking design for escape route technology

The ePED® display door terminal combines all control elements behind a single, small display, operated using a convenient touch screen.



### ePED display door terminal

The first escape door system with a display on the terminal that can do everything a “normal” escape route terminal can do and much more.

### More design

The little green box is a thing of the past: the new terminal impresses with its elegant, innovative design. The colour of the LED frame indicates the door status – open or locked.

### More information

All relevant information can be seen directly on the LED display: door status, description, technical details, firmware version, maintenance information. A temporary release, unlocking and reset can be activated on the terminal as usual.

### More integration

The ePED integrates a conventional escape door terminal in a single unit, thus replacing four modules: key switch, emergency opening, illuminated icon and time delay display. These modules are interconnected in the factory before delivery, so the time and effort required for installation and initial operation are reduced significantly. Integration into the door system is extremely simple thanks to Hi-O bus technology.

### More future

The ePED display terminal is approved as per the German guideline for electrical locking systems for doors along escape routes (EltVTR) and the new standard EN 13637:2015 and offers the option of local or central time delay after the emergency button is pressed.\*

\*Approval by the competent building authority required

With the new ePED® display door terminal, ASSA ABLOY offers architects and contractors an elegant, discreet, yet ultramodern solution for escape door control.



### *Benefits at a glance:*

- *First system with touch display*
- *Status indication and operation in a graphical design*
- *Innovative Design*
- *Integrates a conventional escape door terminal into a single unit, replacing four modules: key switch, emergency opening, illuminated icon and time delay display*
- *Less wiring work*
- *Monitoring of the door release interval*
- *Interconnection with fire alarm system*
- *All information can be accessed on the display*
- *Flexible configuration on the touch display*
- *Easy integration into the door system thanks to Hi-O bus*
- *Time-delayed release on emergency switch activation (optional)*

## ePED® technology

Versatile in its use and developed to meet all standards

Reliable and secure with versatile functions and compliance with standards such as EN 13637 as a self-contained, all-inclusive solution – ePED® makes it all possible!



### Areas of use

The ePED® display terminal offers the option of local or central time delay after the emergency button is pressed. This means security staff can intervene if it is misused. German building codes state that approval from the relevant building authorities is required for this optional function that deviates from the EltVTR.

### Suitable for:

- Nurseries
- Public buildings
- Event venues
- Dementia wards in care homes
- Hospitals
- Local authorities
- Production facilities
- Retail outlets
- Department stores and more



### Compliant with all current standards

The ePED® display door terminal is approved according to the EltVTR and the new standard EN 13637:2015.

With certification in accordance with the German guideline for electrical locking systems for doors along escape routes (EltVTR), the ePED® fulfils building code requirements in Germany and offers maximum security in dangerous situations.

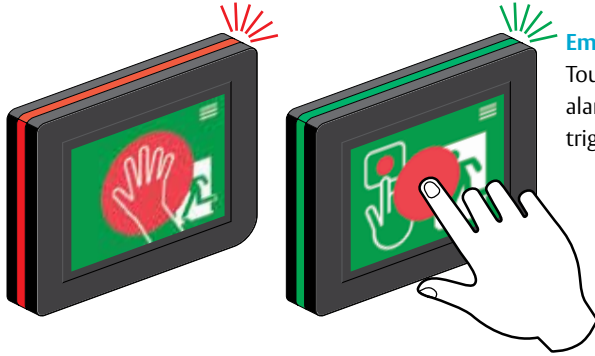
With additional certification to EN 13637:2015, European requirements are fulfilled and new options offered for security concepts in buildings.



# The pioneering difference

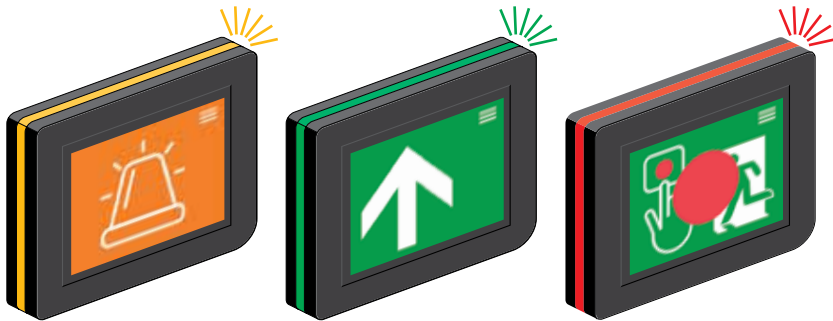
## Modern design and state of the art operation

The first escape door system with a display on the terminal can do everything a "normal" escape route terminal can do and much more.



### Emergency switching function

Touching the red surface initiates the release and a pre-alarm is triggered. The emergency switching function is triggered if the display is pressed completely.




### Illuminated ring with status display

The integrated illuminated ring shows the current status of the escape door even with a large viewing angle.



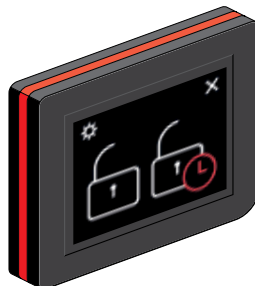
### Release delay display (optional)

When the release delay is activated, the remaining wait time is shown in seconds.



### Escape route icon and status display

On a secured escape door, the display terminal shows the relevant icon and refers to the operation and correct conduct in case of danger.



### Operation and configuration

Authorised users are identified via a PIN code and are granted access to the configuration and extended operating functions.

# Competence which puts hazard management at ease: ePED is technology, bus control and function all in one

Based on individual requirements, ePED offers the product selection between 3 escape door operating elements for electronically controlling the escape door systems.

### Operating elements:

- ePED door terminal with key, ePED display door terminal and ePED panic touch bar.
- Partially with operation via touch display and situation-based information to guide the user
- A wide range of safety functions are available via bus for all versions.
- Modular planning, easy installation with only 4 wires and a guarantee that all system components are legally compliant complete the system's great number of advantages.

### Locking elements:

- The escape route locking system is activated via ePED interface with latest Hi-O Technology.
- All-round integration into the hazard management system.
- Worth noting: the option of connecting up to 8 ePED interfaces per door.
- The elements are as follows: Compact surface holding magnet 827 HA + magnetic contact, surface holding magnet 828 + magnetic contact, escape door strikes 331 and 332.



ePED  
Panic touch bar



ePED  
Display door terminal



ePED  
Door terminal

### Features at a glance

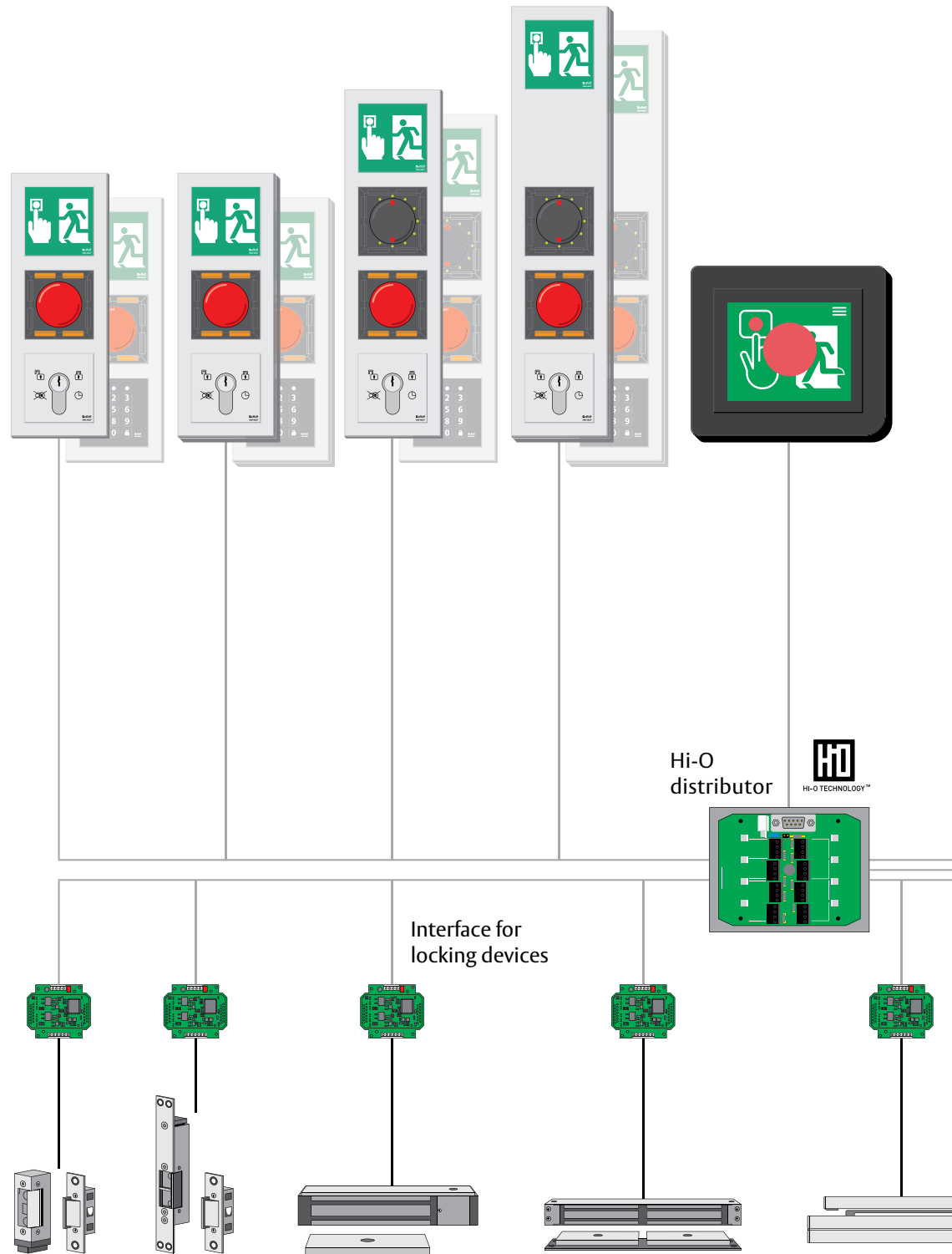
Product	ePED panic touch bar	ePED display door terminal	ePED door terminal
Panic door lock	Yes	No	No
Suitable for panic doors	Yes	Yes	Yes
Suitable for emergency exits	Yes	Yes	Yes
Operation	Touch display	Touch display	Key
Authorisation	PIN code	PIN code	Key
Various authorisations	Yes	Yes	No
Situation-based user guidance information	Yes	Yes	No
Escape route sign	Integrated in touch display	Integrated in touch display	Additionally module/icon
Down counter for time delay	Integrated in touch display	Integrated in touch display	Optional module
Configuration	Integrated in touch display	Integrated in touch display	Service software
Hi-O Technology	Yes	Yes	Yes
Safety functions via bus	Yes	Yes	Yes
Easy installation with only 4 wires	Yes	Yes	Yes
Networking	TSB/CAN/TCP-IP	TSB/CAN/TCP-IP	TSB/CAN/TCP-IP
Modular planning	Yes	Yes	Yes
Basic design	ePED panic touch bar	ePED display door terminal ePED locking system	ePED display door terminal ePED locking system

# System overview

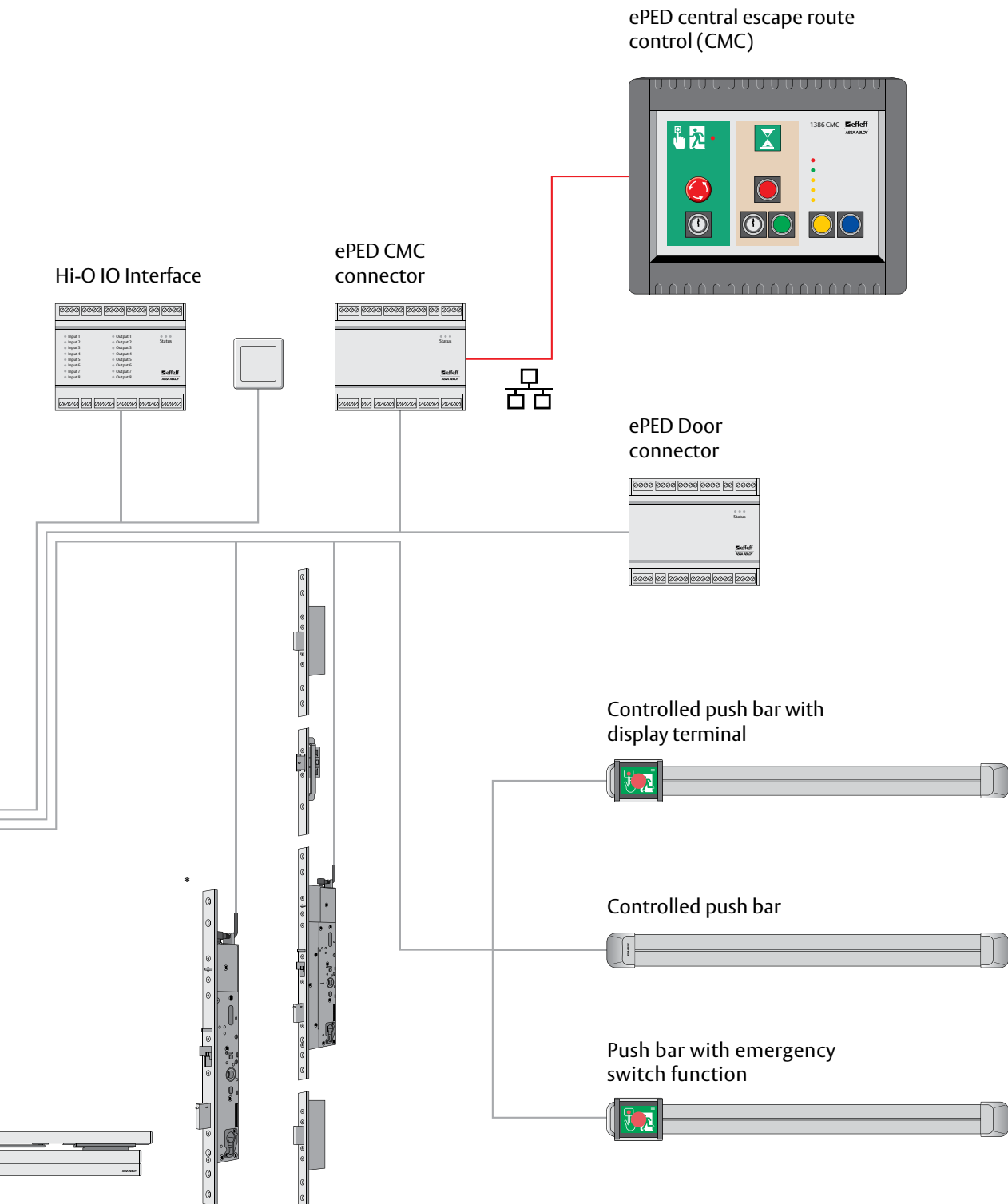
Currently, device combinations are still being tested. Please enquire about the current status of approval.

Applications without time delay

Applications with time delay



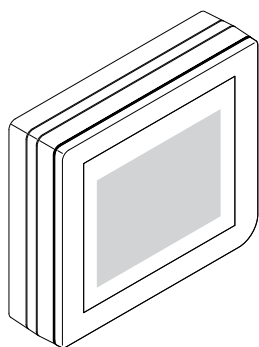




\* Combined operation of ePED® and Hi-O lock depends on the lock type and the software version

# ePED® display door terminal

## Technical information



### ePED® Display Door Terminal

Emergency opening panel to operate and control the electrical locking elements on escape routes. The time delay is tested according to the requirements of DIN EN 13637:2015 (electrically controlled exit systems for use on escape routes) as per EN 61508 Safety Integrity Level 2 (SIL2).

### Advantages

- Emergency door release by pushing the display unit
- Icon with situational display of the operating status
- Status indication via illuminated ring
- Acoustic signaling of alarms or disruptions with the orientation signal function
- Display of the optional time delay
- Operation through touch display with authorization code
- Configuration of the escape door system
- Operation and control of electrical locking elements on escape routes
- Inputs for connection of release from fire alarm system and for temporary release through an access control system

### Notice

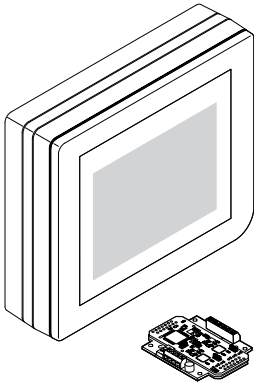
For installation in flush mounted sockets for light switch systems.

Technical attributes	
Control function	Yes, Hi-O technology
Operating and display function	Yes, integrated
Power supply	No, external power supply is necessary
Current consumption 24 V DC	200 mA
Connection	4-wire bus
Time delay	Yes (optional)
Illuminated icon	Yes, by the integrated touch display
Down Counter	Yes
Emergency Push Button	Yes, by pushing the display unit
Control element	Code and function surface on touch display
Initial configuration	Configuration by integrated touch display
Required power supply	According to DIN EN 60950-1 SELV; 24V (± 15%)
Operating temperature range	-10 °C – +55 °C
Area of application	For indoor use
Class of protection	IP30 (if completely installed)
Installation	In DIN switch boxes ≥ 62.5 mm deep
Dimension (H x W x D)	113 x 99 x 29 mm
Color housing	Black
Sabotage switch	No
Inputs	2
Outputs	None
Amount of bus addresses	2
Escape door terminal with bi-directional escape route	Yes
Certified in compliance with	EltVTR; DIN EN 13637:2015

Article / Feature	Order no.
Housing black, language German	<b>1 3 8 6 D 1 0 - - - - - 0 0</b>
Housing black, language English	<b>1 3 8 6 D 1 0 - G B - - - - 0 0</b>

# ePED® Display Door Terminal

## Technical information



### ePED® Display Door Terminal incl. 1386S00UP

Emergency opening panel to operate and control the electrical locking elements on escape routes. The time delay is tested according to the requirements of DIN EN 13637:2015 (electrically controlled exit systems for use on escape routes) as per EN 61508 Safety Integrity Level 2 (SIL2).

#### Advantages

- Emergency door release by pushing the display unit
- Icon with situational display of the operating status
- Status indication via illuminated ring
- Acoustic signaling of alarms or disruptions with the orientation signal function
- Display of the optional time delay
- Operation through touch display with authorization code
- Configuration of the escape door system
- Operation and control of electrical locking elements on escape routes
- Inputs for connection of release from fire alarm system and for temporary release through an access control system

#### Notice

For installation in flush mounted sockets for light switch systems. With ePED interface for locks for installation in distribution boxes.

Technical attributes	
Control function	Yes, Hi-O technology
Operating and display function	Yes, integrated
Power supply	No, external power supply is necessary
Current consumption 24 V DC	200 mA
Connection	4-wire bus
Time delay	Yes (optional)
Illuminated icon	Yes, by the integrated touch display
Down Counter	Yes
Emergency Push Button	Yes, by pushing the display unit
Control element	Code and function surface on touch display
Initial configuration	Configuration by integrated touch display
Required power supply	According to DIN EN 60950-1 SELV; 24V (± 15%)
Operating temperature range	-10 °C – +55 °C
Area of application	For indoor use
Class of protection	IP30 (if completely installed)
Installation	In DIN switch boxes ≥ 62.5 mm deep
Dimension (H x W x D)	113 x 99 x 29 mm
Color housing	Black
Sabotage switch	No
Inputs	2
Outputs	None
Amount of bus addresses	3
Escape door terminal with bi-directional escape route	Yes
Certified in compliance with	EltVTR; DIN EN 13637:2015

Article / Feature	Order no.
Housing black, language German, incl. 1386S00UP	<b>1 3 8 6 D 1 0 - - - - - 5 0</b>
Housing black, language English, incl. 1386S00UP	<b>1 3 8 6 D 1 0 - G B - - - 5 0</b>

Please note:



You will find more information and suitable accessories in our ePED® technology catalogue:

Click here for the PDF:



Or at [www.assaabloy.de/eped-technology](http://www.assaabloy.de/eped-technology)

The ASSA ABLOY Group is the global leader in access solutions. Every day we help people feel safe, secure and experience a more open world.

**ASSA ABLOY**  
Opening Solutions

ASSA ABLOY  
Sicherheitstechnik GmbH  
Bildstockstraße 20  
72458 Albstadt  
GERMANY  
Tel. +49 7431 123-700  
Fax +49 7431 123 258  
albstadt@assaabloy.com  
www.assaabloyopeningsolutions.de