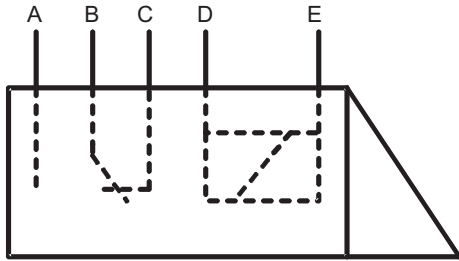


- A rot red rouge Tür zu = grün - rot geschlossen  
door closed = green - red closed  
porte fermé = vert - rouge fermé
- B grün green vert
- C blau blue bleu Tür offen = grün - blau geschlossen  
door open = green - blue closed  
porte ouvert = vert-bleu fermé
- D gelb yellow jaune
- E gelb yellow jaune



max. 1 A Kontaktbelastung contact load  
charge de contact

max. 42 V Schaltspannung switching voltage  
tension d'enclenchement

Anschlußplan Türöffner m RR  
el.strike with monitoring contact  
gâche elec. avec contact retour

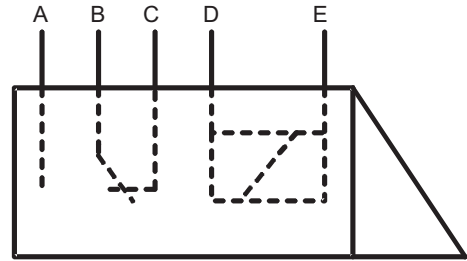
D0003903



Telefon: (07431) 123-0  
Telefax: (07431) 123-240  
internet: <http://www.effeff.com>  
eMail: [info@effeff.com](mailto:info@effeff.com)

ASSA ABLOY

- A rot red rouge Tür zu = grün - rot geschlossen  
door closed = green - red closed  
porte fermé = vert - rouge fermé
- B grün green vert
- C blau blue bleu Tür offen = grün - blau geschlossen  
door open = green - blue closed  
porte ouvert = vert-bleu fermé
- D gelb yellow jaune
- E gelb yellow jaune



max. 1 A Kontaktbelastung contact load  
charge de contact

max. 42 V Schaltspannung switching voltage  
tension d'enclenchement

Anschlußplan Türöffner m RR  
el.strike with monitoring contact  
gâche elec. avec contact retour

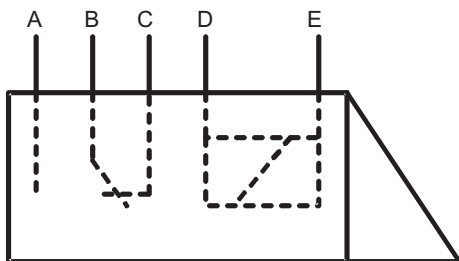
D0003903



Telefon: (07431) 123-0  
Telefax: (07431) 123-240  
internet: <http://www.effeff.com>  
eMail: [info@effeff.com](mailto:info@effeff.com)

ASSA ABLOY

- A rot red rouge Tür zu = grün - rot geschlossen  
door closed = green - red closed  
porte fermé = vert - rouge fermé
- B grün green vert
- C blau blue bleu Tür offen = grün - blau geschlossen  
door open = green - blue closed  
porte ouvert = vert-bleu fermé
- D gelb yellow jaune
- E gelb yellow jaune



max. 1 A Kontaktbelastung contact load  
charge de contact

max. 42 V Schaltspannung switching voltage  
tension d'enclenchement

Anschlußplan Türöffner m RR  
el.strike with monitoring contact  
gâche elec. avec contact retour

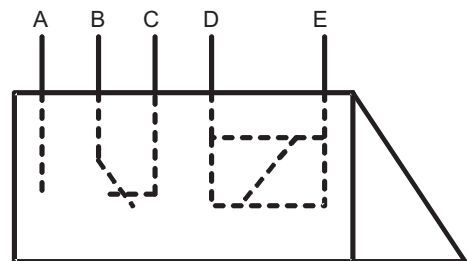
D0003903



Telefon: (07431) 123-0  
Telefax: (07431) 123-240  
internet: <http://www.effeff.com>  
eMail: [info@effeff.com](mailto:info@effeff.com)

ASSA ABLOY

- A rot red rouge Tür zu = grün - rot geschlossen  
door closed = green - red closed  
porte fermé = vert - rouge fermé
- B grün green vert
- C blau blue bleu Tür offen = grün - blau geschlossen  
door open = green - blue closed  
porte ouvert = vert-bleu fermé
- D gelb yellow jaune
- E gelb yellow jaune



max. 1 A Kontaktbelastung contact load  
charge de contact

max. 42 V Schaltspannung switching voltage  
tension d'enclenchement

Anschlußplan Türöffner m RR  
el.strike with monitoring contact  
gâche elec. avec contact retour

D0003903



Telefon: (07431) 123-0  
Telefax: (07431) 123-240  
internet: <http://www.effeff.com>  
eMail: [info@effeff.com](mailto:info@effeff.com)

ASSA ABLOY