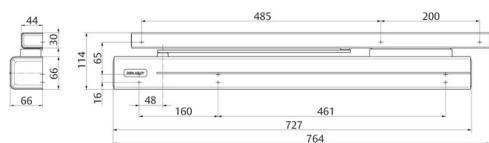


Door closer with Cam-Motion® technology, incorporating integrated escape door strike, non-hinge side



Door closer with Cam-Motion® technology, incorporating integrated escape door strike, non-hinge side

Product description

- ASSA ABLOY door closer with Cam-Motion® technology, extended mounting plate and integrated latch bolt, extended guide rail with integrated escape door strike
- Suitable for retrofitting on electrical locking device on doors without fire and smoke protection.
- Certified in compliance with EN 1154, size 3-6
- Escape door strike 332®, tested in compliance with the guideline for electrical locking systems for doors along escape routes
- For single leaf doors, doors between 850 - 1,200 mm wide

Overview of Advantages

- Standard colours: silver EV1, stainless steel
- Integrated latch bolt 807 on extended mounting plate
- With 4 m connecting cable
- Flush or surface installation of wiring possible
- Suitable for left and right handed doors
- Standard installation on non-hinge side
- Variable adjustable closing force
- Closing speed, latching speed and backcheck continuously adjustable
- Thermodynamic valves for consistent performance
- Axis continuously height adjustable up to 14 mm

Characteristics of guide rail

- Height adjustable by 2 mm for tolerance
- Concealed fastening screws

Performance characteristics escape door locking system

- Holding force of 2000 N
- Latch position continuously adjustable between 12 mm and 17 mm
- Latch position adjustable horizontally between -3 mm and +6 mm
- Latch bolt can be adjusted vertically in 4 mm increments (-4/ 0/ +4/ +8)
- Escape door strike using FaFix®, adjustable by 2 mm (0.5 mm steps)

Accessories/Individual parts

- Replacement plate FA08For DC700G-FT Non-hinge side, 5 mm, silver EV1 DCFA08-----EV1-
- Mounting and replacement plate FA09For DC700G-FT Non-hinge side, 5 mm, narrow frame, silver EV1 DCFA09-----EV1-
- Opening damper A188Opening damper A188 DCA188-----

Technical data

Rated operating voltage tolerance range	+/- 10%
Rated voltage	12 V DC / 24 V DC
Rated current	190 mA / 12 V; 95 mA / 24 V
Closing force	EN 3-6
Length	727 mm
Height	66 mm
Depth	66 mm
Length	727 mm
Height	43.5 mm
Depth	30 mm
Door width up to	850-1200 mm
Handing	Left / right handed
Mounting method	Yes
Closing speed	Variable between 170°-10°
Latching speed	Variable between 15°-0°
Backcheck effect	Variable above 75°
Max. door opening angle non-hinge side	ca. 120°
Certified in compliance with	EN 1154
CE marking for building products	Yes
Operating temperature range	-15 °C to +40 °C
Anchor contact	No
Recovery diode	Yes
Color	Stainless steel design

Article number

DC700FT1-FD35--

Security door closers

Door closer with Cam-Motion® technology, incorporating integrated escape door strike, non-hinge side


EAN-Number

4042203690226

Door closer with Cam-Motion® technology, incorporating integrated escape door strike, non-hinge side

view construction

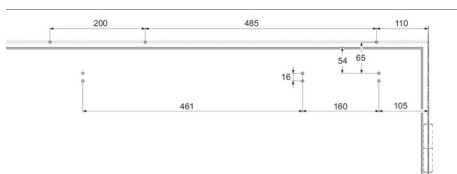
Space required on doors for standard mounting on non-hinge side



Left handed shown in diagram

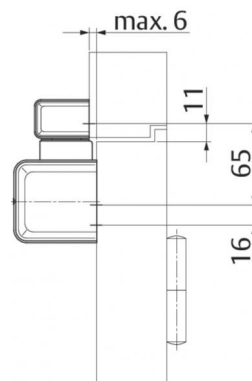
Right handed is the reverse

Fitting dimensions standard installation on non-hinge side



Left handed shown in diagram

Right handed is the reverse

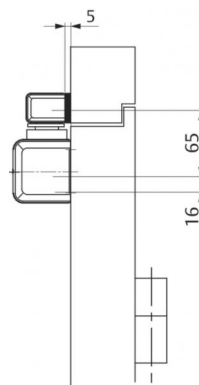


Notice

The positions of the locking components on the guide rail and mounting plate are designed in such a way that escape door strikes and latch bolt are correctly aligned when installed in a flush position (flush-fitted doors).

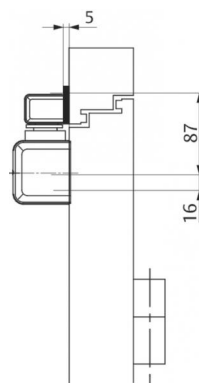
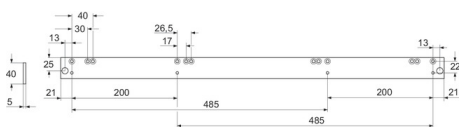
Adjustment option on electric strike (FaFix®) of +/- 1 mm and latch bolt lock of +6/-3 mm mean that smaller differences in measurements can be compensated for.

Replacement plate DCFA08



For mounting guide rail over existing drilling template for flush-fitted doors.

Mounting and replacement plate DCFA09



Mounting plate for narrow frames or metal frame profiles.

For mounting on the ASSA ABLOY drilling template and an existing drilling template