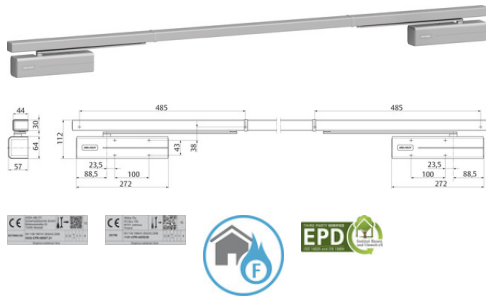


Door closer with Cam-Motion® technology with integrated mechanical door coordinator

Door closer with Cam-Motion® technology with integrated mechanical door coordinator



Product description

- Suitable for fire and smoke protection doors with hinge distance up to 2800 mm
- Certified in compliance with EN 1158, size 3-6
- Mechanical door coordinator in continuous guide rail
- All components fully integrated into continuous guide rail
- Fulfills barrier-free building requirements (CEN TR 15894)

Overview of Advantages

- Door coordinator based on wedge system
- Can be used for left and right-handed doors
- For standard mounting on hinge side
- Same drilling template as standard guide rails
- Guide rail height adjustable by 2 mm for tolerance
- Axis continuously height adjustable up to 14 mm
- Closing speed, latching speed and backcheck adjustable via front facing regulating valves
- Variable adjustable closing force
- Thermodynamic valves for consistent performance
- Effective backcheck and latching speed range adjustable
- Standard colours: silver EV1, white similar to RAL9016, stainless steel design
- Customised finishes available on request

Note

- Guide rail G-CO
- Facts for door closer see DC700

Accessories/Individual parts

- Arrestor, uni A158Mechanical Hold-Open Device A158 DCA158-----
- Mounting plate A160For Guide Rails G-CO(-E) and G-CO-FM, doors up to 3200 mm wide, customised finish DCA160-----XXXX
- Opening damper A188Opening damper A188 DCA188-----

The advantages at a glance

Customer segment	Advantages
Project planners	Extensive range of uses: Fire and smoke protection doors as well as standard doors Modern design Compact design Mechanical door coordinator for optimum functional reliability
Builders	One drilling template overall Simple, rapid installation and adjustment Can be used for left and right handed doors for standard mounting on hinge side Adjustable to nearly all door and frame types Optimum reliability and service life for door coordinator
Trade	Reduced inventory costs due to modular product range
User	Mechanical door coordinator for optimum functional reliability Optimum usage convenience thanks to controlled closing of door in correct order

Technical data

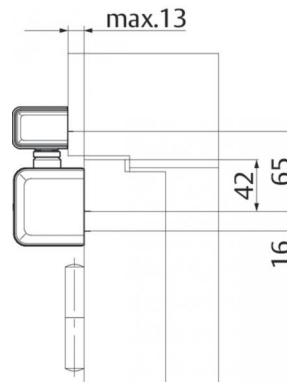
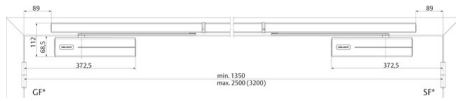
Depth	44 mm
Height	30 mm
Depth	40 mm
Length	Depending on overall door width
Suitable for fire doors	Yes
Certified in compliance with	EN 1158
CE marking for building products	Yes
Color	Customised finish
Net_weight	4 kg

Article number	DCG-21-10-DXXXX
----------------	-----------------

Door closer with Cam-Motion® technology with integrated mechanical door coordinator

view construction

Required space on doors



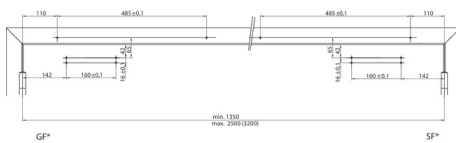
Active leaf DIN left shown in the diagram

Active leaf DIN right is the reverse

SF* = Passive leaf

GF* = Active leaf

Installation dimensions



Active leaf DIN left shown in the diagram

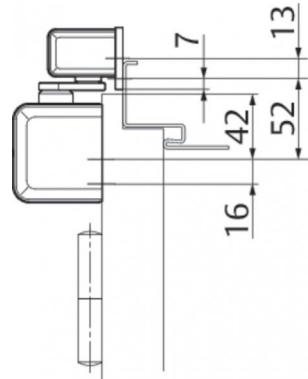
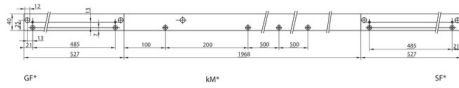
Active leaf DIN right is the reverse

SF* = Passive leaf

GF* = Active leaf

Door closer with Cam-Motion® technology with integrated mechanical door coordinator

Mounting Plate A160



SF* = Passive leaf

GF* = Active leaf

KM* = Middle section length can be shortened