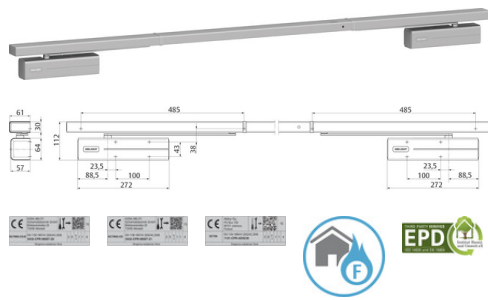


Door closer with Cam-Motion® technology with electro-mechanical hold-open device, smoke detector and integrated mechanical door coordinator

Door closer with Cam-Motion® technology with electro-mechanical hold-open device, smoke detector and integrated mechanical door coordinator



### Product description

- Door closer with Cam-Motion® technology with electro-mechanical hold-open device, smoke detector and integrated mechanical door coordinator for double leaf doors, DIBt approval Z-6.500-2364
- Certified in compliance with EN 1155/1158, size 3-6
- Mechanical door coordinator in continuous guide rail
- Smoke switch with contamination indicator and alarm threshold monitoring
- Integrated 230 V power supply
- All components fully integrated into continuous guide rail
- Fulfils barrier-free building requirements (CEN TR 15894)

### Overview of Advantages

- Door coordinator based on wedge system
- Optical smoke detector after scattered light principle
- Status displayed on LED: operational mode, alarm, maintenance
- Integrated potential-free alarm relay
- Can be activated by a fire alarm system
- Connectivity for manual release buttons and ceiling smoke detectors
- Electro-mechanical hold-open device
- Continuously adjustable holding force
- Traversable hold-open device, continuously adjustable between ca. 80°-130°
- Flush or surface installation of wiring possible, 230 V AC
- Can be used for left and right-handed doors
- For standard mounting on hinge side
- Same drilling template as standard guide rails
- Guide rail height adjustable by 2 mm for tolerance
- Axis continuously height adjustable up to 14 mm
- Closing speed, latching speed and backcheck adjustable via front facing regulating valves
- Variable adjustable closing force
- Thermodynamic valves for consistent performance
- Effective backcheck and latching speed range adjustable
- Standard colours: silver EV1, white similar to RAL9016, stainless steel design
- Customised finishes available on request

### Note

- Guide rail G-CO-S
- Facts for door closer see DC700

### Accessories/Individual parts

- Mounting plate A159 For Guide Rail G-CO-(FM)S, doors up to 3200 mm wide, customised finish DCA159-----XXXX
- Opening damper A188 Opening damper A188 DCA188-----
- Smoke detector activation device RZ100 Customised finish DCRZ100----DXXXX
- Ceiling smoke detector RZ101 ORS142 with base, white DCRZ101----9010
- Interrupter push-buttons 1317-10 With red actuating field; inscription "lock door"; flush-mounted 1317-10-----00
- Interrupter push-buttons 1316-10 With red actuator field; inscription "Tür schließen" (Close door); surface-mounted 1316-10-----00

### The advantages at a glance

Customer segment	Advantages
Project planners	Extensive range of uses: Fire and smoke protection doors as well as standard doors Modern design Compact design Hold-open device is traversable Mechanical door coordinator for optimum functional reliability Harmonious appearance thanks to smoke detector fully integrated into guide rail
Builders	One drilling template overall Simple, rapid installation and adjustment Can be used for left and right handed doors for standard mounting on hinge side Adjustable to nearly all door and frame types Optimum reliability and service life for door coordinator
Trade	Reduced inventory costs due to modular product range
User	Automatic alarm reset Status displayed on LED: operational mode, alarm, maintenance Optimum usage convenience thanks to controlled closing of door in correct order

Door closer with Cam-Motion® technology with electro-mechanical hold-open device, smoke detector and integrated mechanical door coordinator

### Technical data

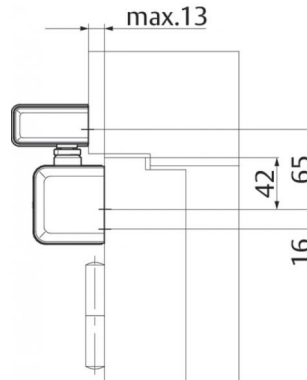
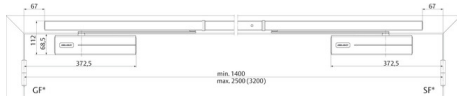
Rated current consumption	2 x ca. 75 mA
Depth	61 mm
Required power supply	230 V supply voltage
Continuous duty	100%
Class of protection	IP 20
Height	30 mm
Depth	58 mm
Length	Depending on overall door width
Suitable for fire doors	Yes
Certified in compliance with	EN 1155/1158
General technical approval as Arrester system	Z-6.500-2364
Color	Customised finish
Net_weight	5 kg

Article number	DCG-21-32NDXXXX
----------------	-----------------

Door closer with Cam-Motion® technology with electro-mechanical hold-open device, smoke detector and integrated mechanical door coordinator

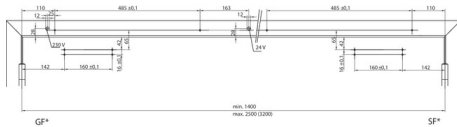
[view construction](#)

**Required space on doors**



Active leaf DIN left shown in the diagram  
 Active leaf DIN right is the reverse  
 SF\* = Passive leaf  
 GF\* = Active leaf

**Installation dimensions**



Active leaf DIN left shown in the diagram  
 Active leaf DIN right is the reverse  
 SF\* = Passive leaf  
 GF\* = Active leaf

